

UDS: UNIFORM DATA SYSTEM

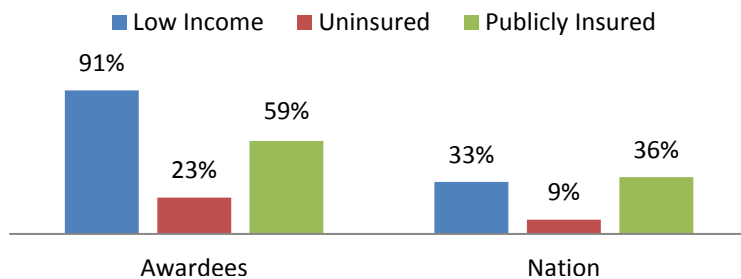
Health Center Program 330 Funded Awardees: 2018 At a Glance

The Program

1,362 Health Center Program awardees provided services to 28,379,680 patients, representing nearly 7.6% of the total U.S. population. Over a period of 5 years, the number of funded awardees has grown by 6.6%, with 24% growth in the number of total patients served, averaging an annual increase of almost 5%.

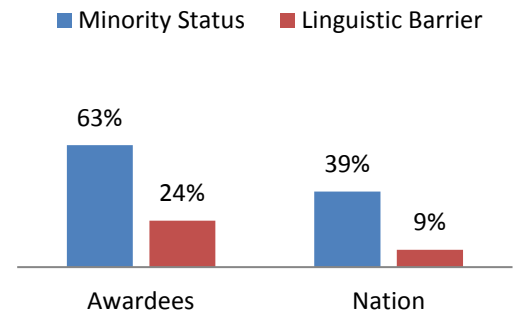
Patients: Socioeconomic Characteristics

- 91% have incomes at or below 200% of the Federal Poverty Level
- 23% are uninsured
- 59% have public insurance (Medicaid, Medicare, or Other Public)



Patients: Minority Status

- 63% are of racial and/or ethnic minority
- 24% face a linguistic barrier



Services Provided

- 100% of awardees provided primary medical care services
- 86% of awardees provided dental services
- 95% of awardees provided behavioral health services

Continuity of Care

Health Center Program awardees provide continuous care.

Service Category	Average Number of Visits/Patient/Year	% of Total Patients Utilizing Services
Medical	3.12	84%
Dental	2.58	23%
Mental Health	4.80	8%
Substance Use Disorder	6.64	1%
Vision	1.34	3%
Other Professional	2.97	3%
Enabling	2.51	9%

Staffing and Tenure

Health Center Program awardees employ the full time equivalent of 236,151 staff members and volunteers.

- 27,007 are physicians, CNMS, NPs, and PAs
- An additional 50,909 are other clinical (nurses and other medical professionals)
- 22,598 are enabling
- 18,715 are dental
- 13,518 are behavioral health (mental health and substance use disorder)
- 83,323 provide non-clinical support
- Medical providers (including nurses) report an average tenure of 5.2 years
- Dental care providers report an average tenure of 4.8 years
- Key non-clinical support staff (CEOs, CMOs, CFOs, and CIOs) report an average tenure of 7.9 years

UDS: UNIFORM DATA SYSTEM

Health Center Program 330 Funded Awardees: 2018 At a Glance

Quality of Care and Outcome Indicators: Clinical Performance

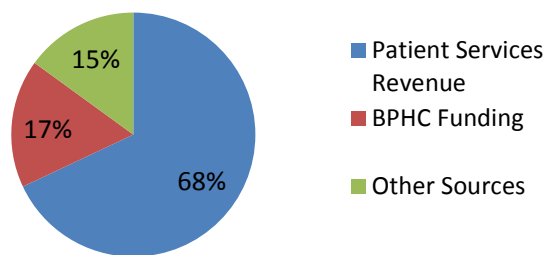
Health Center Program awardees provide high quality of care. Several clinical measures (depression screening, appropriate medication for asthma, dental sealants, and controlled hypertension) show performance that exceeds relevant national rates and/or Healthy People 2020 goals.

Quality of Care and Outcome Measures	Performance Rates and Goals	
	Awardees	HP 2020 Goal
Early Entry into Prenatal Care	74%	78%
Low Birth Weight	8%	8%
Childhood Immunization Status	39%	80%
Weight Assessment and Counseling for Nutrition and Physical Activity of Children and Adolescents	69%	-
Body mass Index (BMI) Screening and Follow-Up Plan	70%	-
Tobacco Use: Screening and Cessation Intervention	88%	-
Cervical Cancer Screening	56%	93%
Colorectal Cancer Screening	44%	71%
Screening for Depression and Follow-Up Plan*	71%	2.3% / 2.4%
Use of Appropriate Medications for Asthma	87%	37%
Coronary Artery Disease (CAD): Lipid Therapy	81%	-
Ischemic Vascular Disease (IVD: Use of Aspirin or Another Antiplatelet	81%	-
HIV Linkage to Care	86%	-
Controlled Hypertension	63%	61%
Uncontrolled Diabetes	33%	16%
Dental Sealants for Children between 6-9 Years	53%	28%

*UDS Measure is for patients age 12+; related HP2020 measure is 2.3% for patients Age 19+ and 2.4% patients age 12-18

Sources of Support

Health Center Program awardees are funded primarily through patient services revenue.



Cost Effectiveness

- The average total cost per patient is \$990
- The average medical cost per medical visit is \$200
- The average charge per billable visit is \$297

Adjustments and Patient Discounts

- 62% of self-pay charges are written off as sliding discounts
- Indigent care funds cover 11% of self-pay charges
- 29% of insured charges are adjusted as allowances

Sources of Data: Aggregate CY 2018 UDS, CDC, U.S. Census/ACS, National Health and Nutrition Examination Survey, Healthy People 2020